

The College of Wooster

Open Works

Alternative Voices

Special Collections

1960

Sketch: Chapel Coloring Book

Follow this and additional works at: https://openworks.wooster.edu/alternative_voices

Recommended Citation

"Sketch: Chapel Coloring Book" (1960). *Alternative Voices*. 12.
https://openworks.wooster.edu/alternative_voices/12


This Book is brought to you for free and open access by the Special Collections at Open Works, a service of The College of Wooster Libraries. It has been accepted for inclusion in Alternative Voices by an authorized administrator of Open Works. For more information, please contact openworks@wooster.edu.

Sketch + Book

REVERENTLY PRESENTS

The Ghapel Coloring





THIS IS THE ROCK. COLOR IT BETWEEN
TWELVE AND ONE A.M. QUIETLY.

Exploding The Campus Myth was a success within two hours of its issue, thanks again to your interest and my debts. This belated Chapel Coloring Book comprises a lengthy thank-you note --and is intended to muffle some of the wrath inspired by our first edition's brevity-to-price ratio. The high point in selling last issue occurred as one of the more eager backers was canvassing the I. S. carrels and an irate senior patiently purchased five noisily-pedaled copies, forced four on the nearest passersby, and gleefully lofted the remainder from the mezzanine to the floor below. It is to this unsung victim of Independent Slavery that we dedicate this issue, in hopes his aim will improve during the uplifting atmosphere of one of our weaker weekly Chapel programs.


Perhaps your arm has just gone to sleep, soon to be followed by the rest of your body, after that refreshing, same old Hymn? Well, now through the miracle of space-age paper, you can utilize this handy little booklet to perform those isometrics you've been contemplating since the Kennedy era.

Finally, and not least, for you non-violents in the audience, we've included some Official Collegiate-type crayons, so at least you can start your



RESIGN ALONG THE DOTTED LINE PAGE

Connect the dots to see an authentic drawing of the Chapel, suitable for framing, that you did all by yourself!! (Use your white crayon so you can do it over and over again.)



Russo-Egyptian Gothic is rather tricky, isn't it? (If you should get frustrated before dot # 23,241, don't fear your hair and break your nice new crayons into little-bitty pieces. Look at the pretty next page. Then rip this fool thing out and garbage it.) Quietly.

A CHAPEL CUT-OUT FOR YOU

CHAPEL ATTENDANCE

Name _____

Class _____

Date _____

CHAPEL ATTENDANCE

Name _____

Class _____

Date _____

CHAPEL ATTENDANCE

Name _____

Class _____

Date _____

CHAPEL ATTENDANCE

Name _____

Class _____

Date _____

TO DO:


On this page we are going to make our very OWN chapel attendance cards! First, take your scissors or any sharp instrument, such as an axe, and carefully cut along the dotted lines. That's it! Good!


Now, color them Pink for Monday, Yellow for Tuesday, Blue for Thursday and Orange for Friday. Slick!

But, don't forget to share your cards with anybody who asks for one. Fine!

NOW FOLLOW THE DOTTED LINES TO THE SHACK.

You have just cut out a week of chapel. Easy, wasn't it?





While you're crayoning
you might as well take a
few artistic liberties...



... and, while you're singing ...

The Average Chapel Speaker

This is on
Average Chapel Speaker's
mouth. →

How many fillings
does he have?

Did HIS group have
42% fewer cavities?

These →
are the Average Chapel
Speaker's notes.

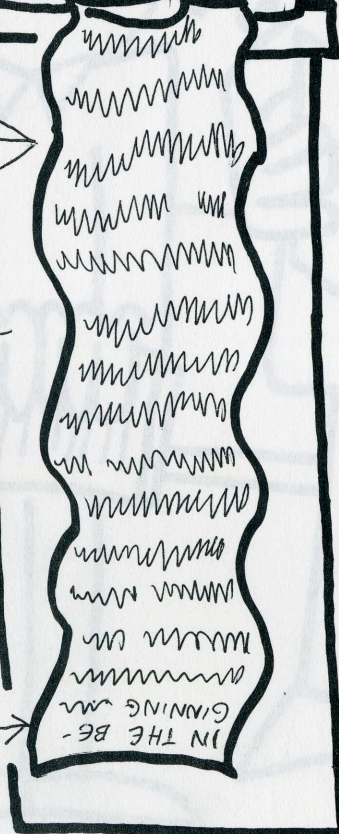
Color his Reader's Digest
quotation witty

Color his sources,
Content and conclus-
ion invisible
or lacking.
Grossly.



← This
is a cloud
of warm, moist air
moving in a South-
Easterly direction.
Color it pink.


← This is the
Average Chapel Speak-
er's Grip. He is
not calling for
help from above,
but is covering the
face of his watch.
... But WE know
how long he's been
talking, ha-ha!
Tell him how long.
Then, color him
purple.



This page is yellow. Isn't that peachy? This yellow page is the wrong color. While you're not listening to that speaker, whip out your ball-point and color it green.

On Both sides.


On both sides.
print and color it green.
specter, whip out your roll-
up, we're not listening to that
in the wrong color. While
that ready? This yellow page
This page is yellow. I don't




Hidden somewhere in this picture is
an Average Chapel Speaker. Can you
find him? Lotsa Luck ...
Color her opaque.











I suppose you're wondering why we're all gathered here today





Today is
Wednesday.
What are
you doing
here?


Chapel Day again! But what is the SHACK doing in a Chapel Coloring book? Well, what are all these people doing in the Shack at 10:00? Yes, this is the Chapel Cut - he's Hall of Fame! It's easy to enter... And you need not be present to win.






Today is a special occasion. See all the alumni. The speaker is John D. Von Stockbroker III. He is loaded. Loaded, loaded, loaded. He is about to donate a zillion dollars to his old Alma Mater. Color his watchchain 24K gold. Color his money green. Color the school affluent. See Dr. Lowry. He is in the back row. Why is he in the back row? These are all OBERLIN alumni. Color Dr. Lowry green.

OH! See the after-Chapel Demonstrator rehearsing
his Spontaneous Demonstration!
Color his sign pale Red, White, and Blue.
Color him yellow.



AS YOU FORMULATE YOUR ESCAPE ROUTE DURING THE LAST 10 MIN.
Remember: THERE IS **NO** EASY WAY OUT OF CHAPEL!



This is LUMPY LINDA.

She and her relatives are always the first ones out. That is why it takes YOU so blasted long.

(Maybe if you pushed real hard on the guy in front of you, eventually Lumpy Linda would get the hint...)

Happiness is a Lumpy Linda Chapel Cut...



CLAP-CLAP CLAP-CLAP CLAP-CLAP CLAP-CLAP CLAP-CLAP
CLAP-CLAP-CLAP-CLAP-CLAP-CLAP-CLAP-CLAP-CLAP-CLAP-CLAP-CLAP

CLAP-CLAP-CLAP-CLAP-CLAP-CLAP-CLAP-CLAP-CLAP-CLAP-CLAP-CLAP

CLAP-CLAP-CLAP-CLAP-CLAP-CLAP-CLAP-CLAP-CLAP-CLAP-CLAP-CLAP

CLAP-CLAP-CLAP-CLAP-CLAP-CLAP-CLAP-CLAP-CLAP-CLAP-CLAP-CLAP
(HEER

CLAP-CLAP-CLAP-CLAP-CLAP-CLAP-CLAP-CLAP-CLAP-CLAP-CLAP-CLAP
FWEEET
YAH
WHEEZE
ROAR

CLAP-CLAP-CLAP-CLAP-CLAP-CLAP-CLAP-CLAP-CLAP-CLAP-CLAP-CLAP

CLAP-CLAP CLAP-CLAP
CLAP CLAPPA

"... louisiest Chapel program I've ever heard..."



This is the LAST page! If you still have some time and crayons left, see if you can decorate the nice green book in the rack in front of you... (But don't sign your masterpiece if you hope to be around to read our forthcoming **Pocket Guide to Procrastination**, sooner or later to be dumped on the market...)

And so we polish off another rough draft just before the eleventh hourly. My apologies to those caricatured faculty members opposed to making this Chapel appearance, and, more crucially, further apologies to those uncaricatured characters who regret being left out. We'll make it up to you somehow...

The self-appointed editor would again like to thank the combined and frantic efforts of Gary Houston, John Gardner, Bob Lavery, Larry Samuelson, (and Tom Clark whom I'd forgotten to thank last issue as the SKETCH and I were bedded down). Also, Barry Bizot's ideas and Timmy Kramer's all-seeing photographic eye were of great assistance.

The SKETCH'S "Legion of the Crossed Crayons Medal For Bravery In the Line of Fire" goes to Mr. Bud Yochheim and his staff at Office Services. Their printing bill could never run high enough to cover the consternation of setting up the pages herein stapled.

Finally, a special thanks to The American Crayon Co., who flew in the face of precedent and came through with these gorgeous crayons in reply to a last-minute brainstorm.

And now, with all this thanking going on, I think I'll go join a Pilgrim or two as I wish you all an early Merriest of Christmasses...

Stan Good

